

## CASE STUDY

### BOSTONSIGHT SCLERAL 16.5MM LENS PROVIDES EXCELLENT VISION IN PATIENT WITH CORNEAL ASTIGMATISM

#### BACKGROUND

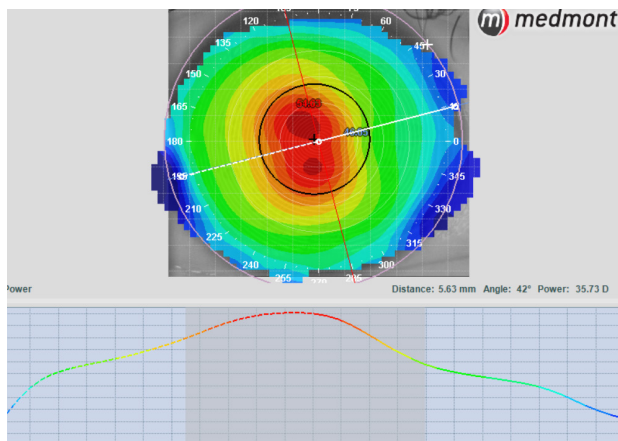
A 23-year-old female who was wearing glasses was depressed because of her poor vision with the glasses. Her vision impacted her job as a saleswoman for a lens laboratory.

With glasses, she had the following BCVA:

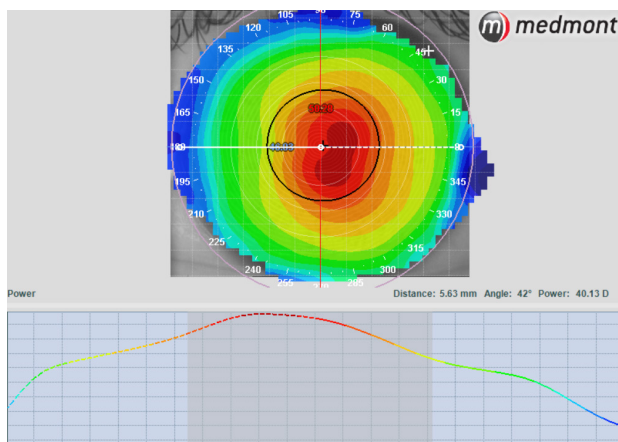
OD 20/160                      ODph 20/60  
OS 20/160                      OSph 20/80

The below topography scans show her highly irregular cornea.

#### OD 8.58



#### OS 4.25



**DR. RICARDO  
DUARTE**

Contactologia  
Especializada

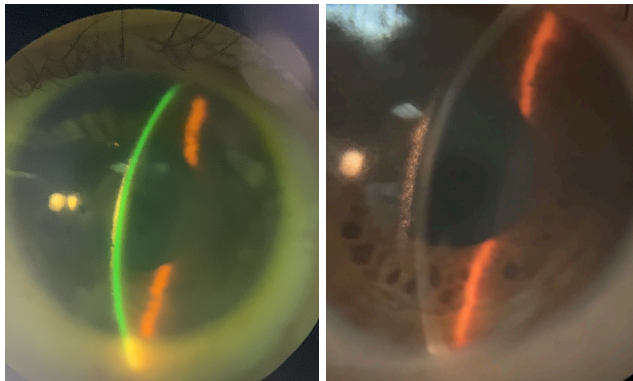
*Dr. Ricardo Duarte graduated from Rafael Landívar University in 2005. He headed the refraction and contact lens clinic at the Rodolfo Robles Hospital from 2009 to 2010 and was an assistant chief in the refraction and contact lens clinic at the National Ophthalmology Unit from 2013 to 2019.*

*He currently works for Spectrum International as a lead consultant, providing fitting support to optometrists in more than 65 countries. He is also the lead trainer and consultant for BostonSight SCLERAL for Latin America.*

## SCLERAL LENS FITTINGS


The patient was fit with Boston Sight SCLERAL. She immediately noticed the change in vision even without the OR. According to the effective lens diameter on my Medmont, I could see her EH Chord 0-180 sag and from there I selected the according trial lens sag. I went with 16.5mm because the patient was between a smaller and larger diameter lens.

OD



*Fit the standard lens.  
The OR was OD-1.50 - 1.25 x 63° VA 20/25*

OS



*Due to findings in the scleral zone I switched to a flat lens. The OR was OS plano - 1.00 x 102° VA 20/25*

When making a front toric lens in this design, it is essential to register where the dots are located to ensure the lens is rotationally stable. I requested only a change in central sag and the fit was excellent.

---

## RESULTS

**Patient is very happy. She can complete her job and social activities and has a new perspective of the world.**

Pictures post 15 days of lens dispensed.  
Post lens BCVA:

OD 20/25

OS 20/25

OU 20/20

